


Parent Registration

Process



The following pages will walk you through registering for eFunds for Schools

Registration



e~Funds for Schools
powered by Magic-Wright

Online Payment Solutions for Schools
make payments
24 hours a day for all
school related expenses

Round Lake Public Schools

[Home](#)

Same Reliable Service - Great New Look!

Attention!

If you are a first time user, then you need to click on "Register Here" to set up your personal login and user's information. Thank you for paying online to the school.

Welcome to e~Funds for Schools

This service eliminates the cash you give your children and checks you write the school. e~Funds for Schools is the easiest and fastest electronic payment system you will ever use.

Doing our part in "Keeping it Green"
By using e~Funds for Schools we can reduce pollution and help save our forests. When you make a payment electronically and eliminate paper checks, you do a small part in protecting the earth, which we all share and love.

Login

Username:

Password:

[Forgot Username](#)
[Forgot Password](#)

New Users

▶ [Register Here](#)

Site Security

This site chose VeriSign [SSL](#) for secure e-commerce and confidential communications.

Select **Register Here** from the Login Screen.

Step 1 - Enter Account Setup Information



powered by Magic Wright

Online Payment Solutions for Schools
make payments
24 hours a day for all
school related expenses



Round Lake Public Schools

Step 1 Step 2 Step 3

Account Information

Create New User Name:

Password:

Retype Password:

First Name:

Last Name:

Primary Email:

Alternate Email:

Phone Number:

Please note: fields in bold are required.

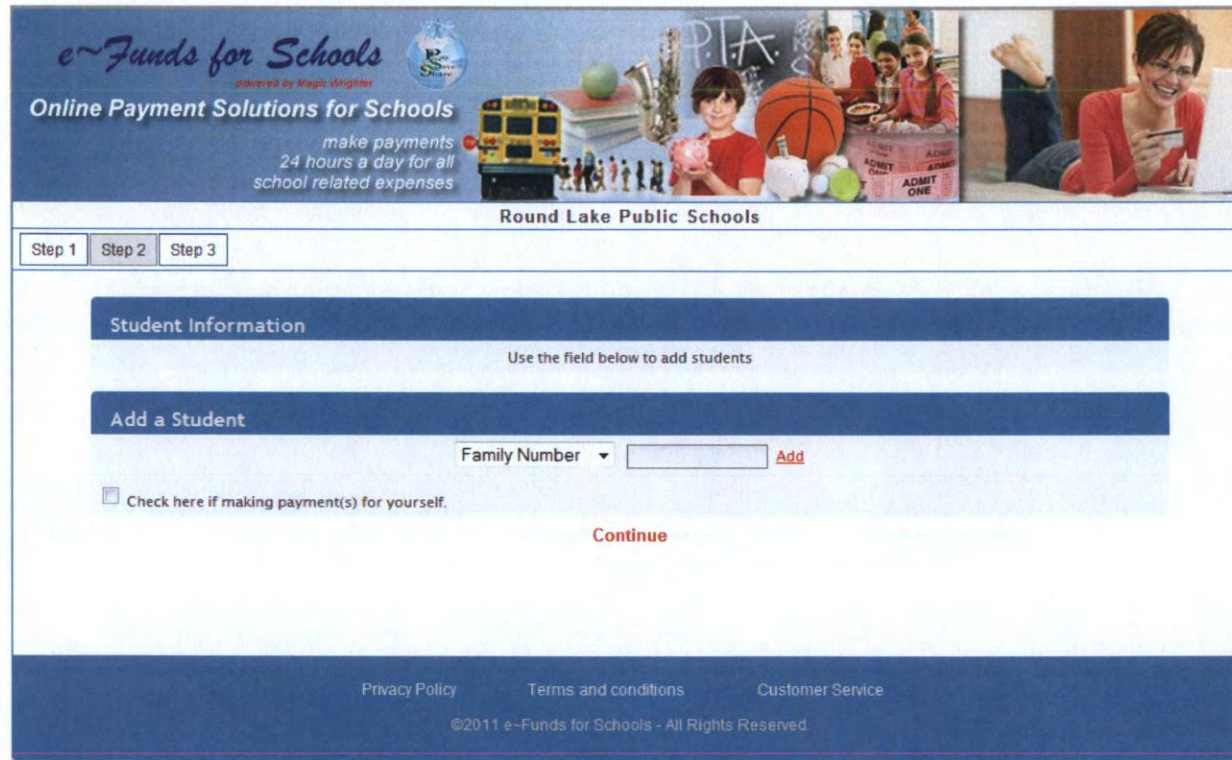
[Continue](#)

[Privacy Policy](#) [Terms and conditions](#) [Customer Service](#)

©2011 e-Funds for Schools - All Rights Reserved.

After entering the required information click Continue.

Step 2 - Student Information



e-Funds for Schools
powered by Magic Wrighter
Online Payment Solutions for Schools
make payments
24 hours a day for all
school related expenses

Round Lake Public Schools

Step 1 Step 2 Step 3

Student Information

Use the field below to add students

Add a Student

Family Number [Add](#)

Check here if making payment(s) for yourself.

[Continue](#)

Privacy Policy Terms and conditions Customer Service

©2011 e-Funds for Schools - All Rights Reserved.

**Select from the drop down, Family Number/Student Number.
Enter the appropriate number and click Add.
If making a payment for yourself checkmark the appropriate box.
Once completed, click Continue.**

Step 3-Verification of Family/Student number

e-Funds for Schools
powered by Magic Wrigler
Online Payment Solutions for Schools
make payments
24 hours a day for all
school related expenses

Round Lake Public Schools

Step 1 Step 2 Step 3

Student Information					
	Student Name	Number	School Name	Grade	Status
<input type="checkbox"/>	Jones, Jimmy J	3	Elementary School	6	Active
			Remove		

Add a Student

Family Number [Add](#)

[Continue](#)

[Privacy Policy](#) [Terms and conditions](#) [Customer Service](#)

©2011 e-Funds for Schools - All Rights Reserved.

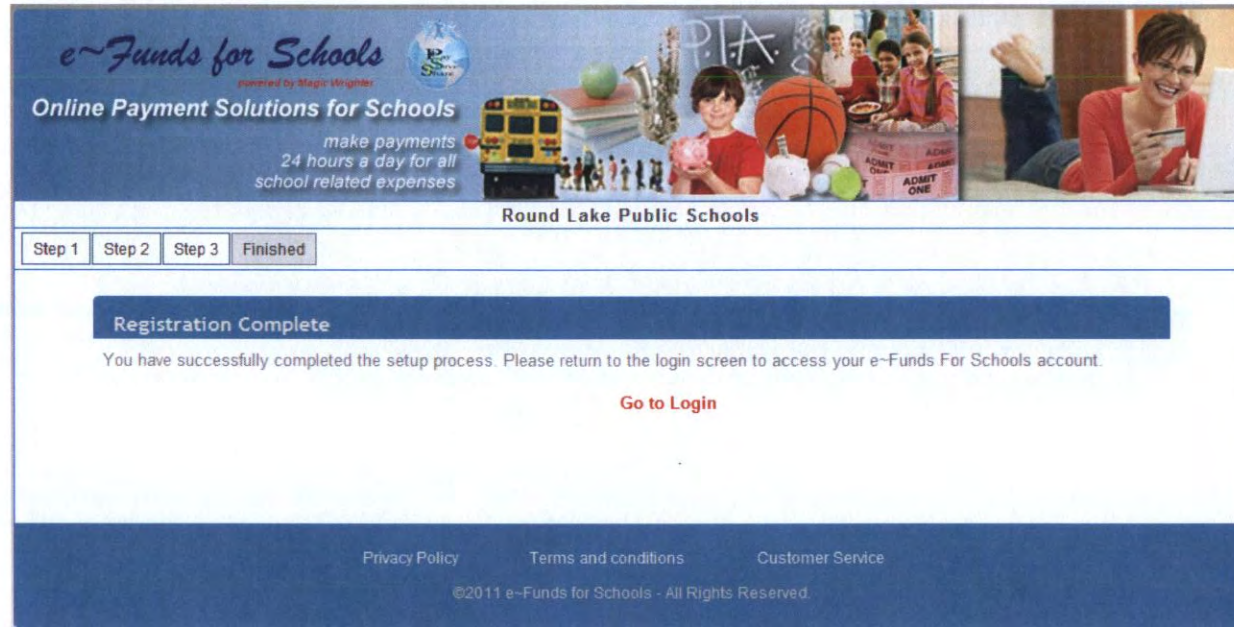
Verify the appropriate Family Number/Student Numbers have been added. Once verified, click Continue.

Step 4 – Confirm Registration

The screenshot shows the 'Confirm' step of the registration process. At the top, there is a banner for 'e-Funds for Schools' with the tagline 'Online Payment Solutions for Schools' and 'powered by Magis Wright'. Below this, it says 'make payments 24 hours a day for all school related expenses'. The banner also features images of a school bus, a child with a basketball, and a woman using a laptop. The school name 'Round Lake Public Schools' is displayed below the banner. A progress bar shows 'Step 1', 'Step 2', and 'Step 3', with 'Step 3' being the active step. The main content area is titled 'Confirm' and contains a checkbox with the text: 'I have read and agree to the [Terms of Service](#) and have read and understand the e-Funds For Schools [Privacy Policy](#).' Below the checkbox is a red 'Continue' button. At the bottom of the page, there are links for 'Privacy Policy', 'Terms and conditions', and 'Customer Service', along with the copyright notice '©2011 e-Funds for Schools - All Rights Reserved.'

Once the Terms of Service and Privacy Policy have been read, place a check mark in the box and select Continue.


Step 5 – Registration Complete



The screenshot shows the 'e-Funds for Schools' website interface. At the top, the logo 'e-Funds for Schools' is displayed with the tagline 'Online Payment Solutions for Schools' and the text 'powered by Magic Wightley'. Below this, it states 'make payments 24 hours a day for all school related expenses'. The header also features a collage of school-related images including a school bus, a boy with a basketball, a girl with a book, and a woman on a laptop. The school name 'Round Lake Public Schools' is centered below the header. A progress bar at the top shows four steps: 'Step 1', 'Step 2', 'Step 3', and 'Finished', with 'Finished' being the active step. The main content area has a dark blue background with the text 'Registration Complete' in white. Below this, a message reads: 'You have successfully completed the setup process. Please return to the login screen to access your e-Funds For Schools account.' A red link labeled 'Go to Login' is centered below the message. At the bottom of the page, there are links for 'Privacy Policy', 'Terms and conditions', and 'Customer Service', along with the copyright notice '©2011 e-Funds for Schools - All Rights Reserved.'

You have now completed the registration process. Please return to the login screen to access your eFunds For Schools account.

Select: Go to Login



e-Funds for Schools
powered by Magic Whigley
Online Payment Solutions for Schools
make payments
24 hours a day for all
school related expenses

Round Lake Public Schools

[Home](#)

Same Reliable Service - Great New Look!

Attention!

If you are a first time user, then you need to click on "Register Here" to set up your personal login and user's information. Thank you for paying online to the school.

Welcome to e-Funds for Schools

This service eliminates the cash you give your children and checks you write the school. e-Funds for Schools is the easiest and fastest electronic payment system you will ever use.

Doing our part in "Keeping it Green"

By using e-Funds for Schools we can reduce pollution and help save our forests. When you make a payment electronically and eliminate paper checks, you do a small part in protecting the earth, which we all share and love.

Login

Username:

Password:

[Forgot Username](#)
[Forgot Password](#)

New Users


[Register Here](#)

Site Security

This site chose VeriSign [SSL](#) for secure e-commerce and confidential communications.

Enter your username and password setup during registration and click Login.

Main Menu



Round Lake Public Schools

[Main Menu](#) [New Payments](#) [Pre-Authorized Payments](#) [Payment History](#) [Account Information](#) [Logout](#)

Account Overview

To make a payment, [click here](#)
To setup a pre-authorized payment, [click here](#)

Low Balance Settings

The Low Balance Settings area allows you to monitor your child's lunch balance. There are settings to receive notifications via email as well as to automatically replenish the lunch balance with the dollar amount you specify. By enabling this area you agree that, should you elect to take advantage of the automatic replenishment option, you will have sufficient funds in your account to cover the debit, as well as any fees that may be charged in connection with the payment. Please note that a debit may occur on any given day and is controlled entirely by the balance we receive from the school each morning.

[Activate Low Balance Settings](#)

Pre-Authorized Payments ⓘ

Next Date	Account	Frequency	Amount
No pre-authorized payments			

[Pre-Authorization History](#)

Pending Payments ⓘ

Date	Account	Amount
No pending payments		

[Privacy Policy](#) [Terms and conditions](#) [Customer Service](#)
©2011 e-Funds for Schools - All Rights Reserved.

Once logged in, the main menu will display Pre-Authorized Payments/History, Pending Payments and Balance information. Select the New Payments tab to setup a payment.

New Payments Account Information

e-Funds for Schools
powered by Magic Wightley
Online Payment Solutions for Schools
make payments
24 hours a day for all
school related expenses

Round Lake Public Schools

Main Menu New Payments Pre-Authorized Payments Payment History Account Information Logout

Account Settings | [Student Management](#) | [Fund Raiser Settings](#)

Personal Information

User Name: Password: [Change Password](#)

First Name: Last Name:

Primary Email: Alternate Email:

Phone Number:

[Update](#)

Payment Information

No payment information available

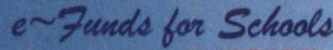
[Edit Payment Information](#)

Privacy Policy Terms and conditions Customer Service

©2011 e-Funds for Schools - All Rights Reserved.

The initial time you setup a new payment you are required to enter your banking/account information. Select [Edit Payment Information](#)


New Payments Account Information Continued



powered by Magic Insights

Online Payment Solutions for Schools

make payments
24 hours a day for all
school related expenses



Round Lake Public Schools

Main Menu New Payments Pre-Authorized Payments Payment History Account Information Logout

Enter New Account Information

Routing Number:

Account Number:

Retype Account Number:

NAME	0123
ADDRESS	
CITY STATE ZIP	0123456789
DATE	
PAID TO THE ORDER OF	\$ <input type="text"/>
BANK NAME	DOLLARS
ADDRESS	
CITY STATE ZIP	
OCR	
⑆0123456789⑆ 01234567890123⑆ 0123	

Routing Number Account Number

A deposit ticket is **not** to be used to enter the routing number. The routing number on a deposit ticket can be different than an actual check. Please enter the routing number off of an actual check to ensure the payment will process correctly.


[Back](#) [Continue](#)

Privacy Policy Terms and conditions Customer Service

©2011 e-Funds for Schools - All Rights Reserved.

Once you have entered you routing number and account number click, **Continue**.

NEW PAYMENTS - credit cards



e-Funds for Schools
powered by Magic Wghter

Online Payment Solutions for Schools
make payments
24 hours a day for all
school related expenses

Round Lake Public Schools

[Main Menu](#) [New Payments](#) [Pre-Authorized Payments](#) [Payment History](#) [Account Information](#) [Logout](#)

Select new account type

New account: **Credit Card** ▼

[Continue](#)

[Privacy Policy](#) [Terms and conditions](#) [Customer Service](#)

©2011 e-Funds for Schools - All Rights Reserved.

e-Funds for Schools

powered by Magic Wrighter



Online Payment Solutions for Schools

make payments
24 hours a day for all
school related expenses



Round Lake Public Schools

[Main Menu](#) [New Payments](#) [Pre-Authorized Payments](#) [Payment History](#) [Account Information](#)

[Logout](#)

Enter New Account Information

Please note: Only Visa, Mastercard, Discover cards are accepted by the payment service.

Credit Card Number:

Expiration Date:

Mo Yr

Name on Credit Card:

Billing Address:

Billing Zip Code:

[Back](#)

[Continue](#)

[Privacy Policy](#)

[Terms and conditions](#)

[Customer Service](#)

©2011 e-Funds for Schools - All Rights Reserved.

New Payments

Schedule Payments

e-Funds for Schools
covered by Magic Whigler
Online Payment Solutions for Schools
make payments 24 hours a day for all school related expenses

Round Lake Public Schools

Home **New Payments** Pre-Authorized Payments Payment History Account Information Logout

Schedule Payments

Payment Type: Checking Account Number: *****888 Routing Number: 672460719

Brandon **Jerry** **Mark** William X General Items

<u>Elementary School</u>		
Lunch Payments	<input type="text"/>	2011-03-27 Add
Book Rental	<input type="text"/>	2011-03-27 Add
Electronic Payments	<input type="text"/>	2011-03-27 Add
Field Trip - Zoo	10.00	2011-03-27 Add
<u>RESA</u>		
Scholarship Fund	<input type="text"/>	2011-03-27 Add

Note: You can get additional information about an item by placing your mouse over the item name

[Continue](#)

Privacy Policy Terms and conditions Customer Service
©2011 e-Funds for Schools - All Rights Reserved.

To schedule a payment, Select the New Payments option and simply enter the dollar amount of the payment, select the calendar to choose the date of the payment and click add. If you have multiple children select the tab for each child to schedule a payment. Each child will have a tab with their name.

New Payments

Schedule Payments



Round Lake Public Schools

Main Menu [New Payments](#) Pre-Authorized Payments Payment History Account Information [Logout](#)

Schedule Payments

Payment Type: Checking Account Number: *****888 Routing Number: 672460719

Brandon **Jerry** Mark William X General Items

Elementary School

Lunch Payments	\$5.00	2011-03-27	Added
Book Rental	<input type="text"/>	<input type="text" value="2011-03-27"/>	Add
Electronic Payments	<input type="text"/>	<input type="text" value="2011-03-27"/>	Add
Field Trip - Zoo	<input type="text" value="10.00"/>	<input type="text" value="2011-03-27"/>	Add

RESA

Schloarship Fund	<input type="text"/>	<input type="text" value="2011-03-27"/>	Add
------------------	----------------------	---	---------------------

Payments for 2011-03-27

Event Name	Pay For	Amount	
Lunch Payments	Brandon	\$5.00	Remove
Convenience Fee		\$1.00	
Total for 2011-03-27:		\$6.00	

Note: You can get additional information about an item by placing your mouse over the item name


[Continue](#)

Privacy Policy Terms and conditions Customer Service

©2011 e-Funds for Schools - All Rights Reserved

Once you have added the payment, confirm the choices before selecting continue.

Confirm Payments/Choices



e-Funds for Schools
powered by Magic Wrigler
Online Payment Solutions for Schools
make payments
24 hours a day for all
school related expenses

Round Lake Public Schools

Main Menu [New Payments](#) Pre-Authorized Payments Payment History Account Information [Logout](#)

Confirm your choices

Payment Type: Checking Account Number: *****888 Routing Number: 672460719

This payment will debit your checking account within 2 business days

Lunch Payments	Brandon	\$10.00
Convenience Fee		\$1.00
Total for 2011-03-29:		\$11.00

Please review the convenience fees associated with each payment. To process your payment, you must agree to pay the convenience fees listed above

I Decline I Agree


[Back](#) [Submit](#)


Privacy Policy Terms and conditions Customer Service

©2011 e-Funds for Schools - All Rights Reserved.

Confirm your payment choices and associated convenience fee by selecting I agree or I decline to return to the main menu.

Receipt



e-Funds for Schools
powered by *Magis* 
Online Payment Solutions for Schools
make payments
24 hours a day for all
school related expenses

Round Lake Public Schools

Main Menu [New Payments](#) Pre-Authorized Payments Payment History Account Information [Logout](#)

Receipt

Payment Type: Checking Account Number: *****888 Routing Number: 672460719

This payment will debit your checking account within 2 business days

Lunch Payments	Brandon	\$10.00
Convenience Fee		\$1.00
Total for 2011-03-29:		\$11.00

Confirmation Number: 1358727

Thank you for your payment. Please [print](#) this receipt for your records.

[Return to Main Menu](#)

2011-03-29 14:32:53 EDT

[Privacy Policy](#) [Terms and conditions](#) [Customer Service](#)

©2011 e-Funds for Schools - All Rights Reserved.

**Once completed please print and save your receipt for future reference.
Please refer to the Customer Service link at the bottom of all pages with any questions or concerns.
Thank you for using eFunds for Schools.**